


ESCUELA SECUNDARIA GENERAL  
"MANUEL JOSÉ OTHÓN"  
CERRITOS, S.L.P.



# House and Home

Second Grade

**S**ome people live in an apartment. Some people live in a house. Some people live in one room. Where do you live? Think about your home. How many rooms are there? What is in each room?

Teacher: Juan Manuel Guerrero Martínez

Student: \_\_\_\_\_

Group: \_\_\_\_\_

# I GETTING STARTED

## A Useful vocabulary

Follow these steps to study words and phrases to use when you write about homes.

Talk about the words in the *Vocabulary Pool*. Together, check (✓) the words you both know, and highlight the ones you don't know.

### VOCABULARY POOL

apartment	counter	mirror
apartment building	curtains	nightstand
bathroom	desk	refrigerator
bathtub	dining room	room
bed	dishwasher	rug
bedroom	dresser	shelf
blinds	dryer	shower
bookcase	fireplace	sink
bookshelf	hall	stove
carpet	home	table
chair	house	toilet
closet	kitchen	towel racks
coffee table	laundry room	washing machine
couch	living room	yard


With your partner, complete the chart with words from the *Vocabulary Pool*. Some words can go into more than one room.

Living Room	Dining Room	Kitchen	Bedroom	Bathroom
<i>couch</i>	<i>table</i>	<i>table</i>	<i>mirror</i>	<i>towel racks</i> <i>mirror</i>

## B Vocabulary in context

Follow these steps to use and read words and phrases from the *Vocabulary Pool*.

- Read about each home. Now find the picture that matches each description. Write the letter on the line.
- Reread the descriptions. Underline the words that helped you find the answer.

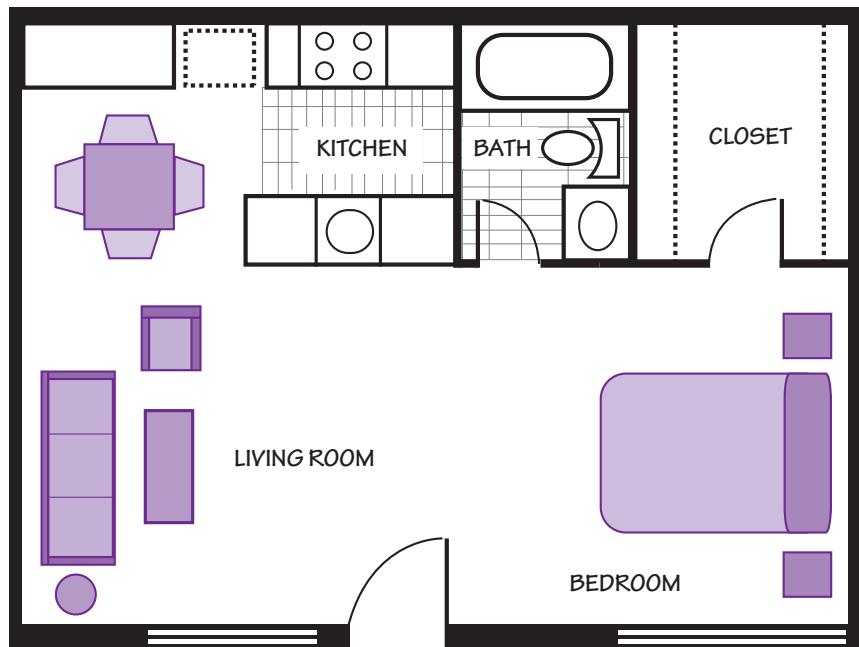


- \_\_\_\_\_ 1 My dream home is a house in a nice neighborhood. The house has a living room, a dining room, a kitchen, two bathrooms, and three bedrooms. All the rooms are very big and bright. The rooms have comfortable furniture. There are trees in the yard.
- \_\_\_\_\_ 2 My place is very small. There are two beds. There are two desks and two chairs. There is no closet. Clothes and shoes are everywhere. There are books and papers on the desks. There is one bookshelf. There are some DVDs and books on the bookshelf. The bookshelf is behind an old dresser.
- \_\_\_\_\_ 3 The Greens' home is very nice. For example, the living room has a couch, two chairs, a big bookcase, and a coffee table in the middle of the room. There's also a fireplace. There are a lot of books and pictures in the bookcase. There are flowers on the coffee table.
- \_\_\_\_\_ 4 Tony and Lynn's building isn't very nice. The apartments are tiny. They only have two rooms. The apartments are also very dark. There is only one window in each room. The building isn't in a very nice neighborhood. It's on a noisy street with a lot of traffic, but it's near school.

## C Get ideas

Follow these steps to get ideas to write about homes.

Look at this drawing of a small apartment. Answer the questions that follow  
you can use there is and there are



- What's in the bathroom?
- What's in the kitchen?
- What's in the living room?
- What's in the bedroom?

## II PREPARING YOUR WRITING

### A Learn about *there is* / *there are*

#### USING THERE IS / THERE ARE

We often use *there is* (*there's*) and *there are* to talk about things that are in places.

- Use *there is* when the noun after it is singular.

**There is** a couch in the living room.

- Use *there are* when the noun after it is plural.

**There are** two beds in the bedroom.

- In sentences with more than one noun, the first noun that follows *there is* or *there are* tells you which form of *be* to use.

**There is** a couch and chairs in the living room.

**There are** two beds and a dresser in the bedroom.

- Use *no* after the verb to make the sentence negative.

**There's** no fireplace.

**There are** no chairs.

Note: *There is* and *there are* usually come at the beginning of a sentence.

### Practice 1

Read the following sentences. Circle *is* or *are*.

In my dream house, there *is* / *are* a big living room. There *is* / *are* lots of windows, and there *is* / *are* a big fireplace. There *is* / *are* a big TV over the fireplace. There *is* / *are* a soft couch and chairs in front of the fireplace, and there *is* / *are* tall bookshelves to the right and to the left of the fireplace. There *is* / *are* lots of books on the bookshelves. There *is* / *are* beautiful floors, and there *is* / *are* a beautiful rug on the floor. There *is* / *are* a lot of windows. There *is* / *are* no curtains on the windows, so there *is* / *are* a nice view of the yard. The yard is very beautiful. There *is* / *are* lots of flowers in the yard.

## Practice 2

Read about American dormitories. Then answer the following questions. Use *there is* or *there are* in your answers.

Many American college students live in dormitories. For example, at Marin University, a typical dorm room has two beds and two dressers. There are also two closets. There's a sink and two towel racks. There's a mirror, too. There are two desks and two chairs. There are no couches. There are lots of shelves for textbooks and televisions. There's one window in each room. There are no blinds on the windows. There's a kitchen on the first floor. In the kitchen, there's a stove and two large sinks. There are no tables or chairs in the kitchen.

1 How many closets are there in each dorm room?

---

2 Are there couches in the dorm rooms?

---

3 Are there any windows?

---

4 What's on the first floor?

---

5 What's in the kitchen?

---

6 Why is it difficult to eat a meal in the kitchen?

---

## B Learn about *has* / *have*

### USING HAS / HAVE

You can also use *has* or *have* to talk about the number of rooms in a home, or to describe what is in a room.

- Use *has* after singular noun subjects

My apartment **has** two bedrooms and one bathroom.

- Use *have* after plural noun subjects

They **have** a beautiful home near the city.

### Practice 3

Match the two parts of the sentences. Write the letter in the blank.

- |          |                  |          |                                     |
|----------|------------------|----------|-------------------------------------|
| _____ 1  | My kitchen       | <b>a</b> | have two beds.                      |
| _____ 2  | These bathrooms  | <b>b</b> | has a gray carpet.                  |
| _____ 3  | The front door   | <b>c</b> | have no shelves.                    |
| _____ 4  | Both bedrooms    | <b>d</b> | has a big refrigerator and a stove. |
| _____ 5  | The yard         | <b>e</b> | has apartments and houses.          |
| _____ 6  | My sister and I  | <b>f</b> | have four apartments in them.       |
| _____ 7  | The hall         | <b>g</b> | have big bathtubs.                  |
| _____ 8  | These buildings  | <b>h</b> | has a lot of trees.                 |
| _____ 9  | Our neighborhood | <b>i</b> | has big black numbers on it.        |
| _____ 10 | The closets      | <b>j</b> | have one window in our bedroom.     |

### Practice 4

Read the sentences. Circle the subjects in the numbered sentences. Draw an arrow from the subject to *has* or *have*. Circle *has* or *have*.

I live in an apartment building on Stratford Street in Hillspoint, Connecticut. There are many apartment buildings on my street. My building *has / have* 12 apartments and a big yard. All of the apartments *has / have* three rooms. In my apartment, there's one bedroom, one living room, and a kitchen. There's no dining room. There's a bathroom, too. My bedroom *has / have* two beds. The living room *has / have* two chairs and a comfortable couch. The living room *has / have* a dining table in it, too. All of the rooms *has / have* lots of big windows. The kitchen *has / have* a great view of the yard.

## USING HAS / HAVE AND THERE IS / THERE ARE

It is good to use different types of sentences when you write.

Don't use *there is / there are* all the time. Use *has / have* sometimes.

**There's** a bathtub in my bathroom. → My bathroom **has** a bathtub.

**There are** big windows in the bedrooms. → The bedrooms **have** big windows.

Remember: The verb *be* in *there is / there are* agrees with the noun that comes right after it. The verb *has / have* agrees with the subject that comes before it.

There are no desks in the bedrooms. → The bedrooms have no desks.

## Practice 5

Read the *a* sentences. Then complete the *b* sentences. Use *has* or *have*.

1 a There are three windows in the living room.

b The living room *has three windows* \_\_\_\_\_.

2 a There's a coffee table in the living room.

b The living room \_\_\_\_\_.

3 a In both bathrooms, there's a bathtub and a shower.

b Both bathrooms \_\_\_\_\_.

4 a There are blue walls in the living room and the kitchen.

b The living room and kitchen \_\_\_\_\_.

5 a There's a mirror on the closet door.

b The closet door \_\_\_\_\_.

6 a There are two nightstands in the bedroom.

b The bedroom \_\_\_\_\_.

7 a There are three apartment buildings in my neighborhood.

b My neighborhood \_\_\_\_\_.

8 a There's a table and chairs in the yard.

b The yard \_\_\_\_\_.



## Practice 6

Read the description of a house. Cross out each mistake and write the correction above it. There are six more mistakes.

<sup>1</sup>My family lives in a big house in the country. <sup>2</sup>There ~~is~~<sup>are</sup> lots of rooms in this house. <sup>3</sup>The house have five bedrooms. <sup>4</sup>I has five brothers and three sisters. <sup>5</sup>I share a bedroom with two brothers. <sup>6</sup>My bedroom has three beds. <sup>7</sup>There are a dresser and a big closet, too. <sup>8</sup>There are two desks in my bedroom. <sup>9</sup>My three sisters has one bedroom, too. <sup>10</sup>The house have a big yard. <sup>11</sup>There is a chair in the yard. <sup>12</sup>There is also a lot of apple trees in the yard.

## Practice 7

Read this description of apartment buildings in New York City. On a separate piece of paper, rewrite the description, and change sentences 1, 3, 5, 7, 9, and 11. In these sentences, use *has / have* instead of *there is (there's) / there are*.

<sup>1</sup>There are some very old apartment buildings in New York City. <sup>2</sup>There are five or six floors in these buildings. <sup>3</sup>There's one apartment on each floor. <sup>4</sup>There's a very long hall in each apartment. <sup>5</sup>There's a kitchen and small bathroom in each apartment. <sup>6</sup>There is a very small refrigerator, sink, and stove in the kitchen. <sup>7</sup>There's no oven in the kitchen. <sup>8</sup>There is a bathtub and a shower in the bathroom. <sup>9</sup>There are one or two bedrooms in these apartments. <sup>10</sup>There is no living room. <sup>11</sup>There's no dining room in these apartments, either.

## III REVISING YOUR WRITING


### A Expand your vocabulary

#### PREPOSITIONS OF PLACE

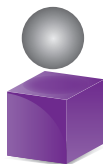
You can use prepositions of place to talk about where things are. Look at these pictures to see some common prepositions.



in



on



above



under



behind



next to



opposite



in the corner of



in the middle of



to the right of

#### Practice 8

Read the sentences below. On a separate piece of paper, draw each room.



1 Draw a kitchen. The kitchen has a sink. There is a window above the sink. There is a stove next to the sink. There is a pot on the stove.



2 Draw a living room. The living room has a couch. There is a coffee table in the middle of the room with a vase on it. There are flowers in the vase. There is a TV in the corner of the room.



3 Draw a bathroom. The bathroom has a bathtub. There is a window to the right of the bathtub. There is a shelf under the window. There is a door opposite the window. There are more shelves behind the door.

## Practice 9

Look at the picture. Complete the sentences. Then write the number of the sentence in the correct place in the picture.



- 1 The dresser is to the left of the beds.
- 2 \_\_\_\_\_ is above the dresser.
- 3 \_\_\_\_\_ is next to the door to the hall.
- 4 \_\_\_\_\_ is to the right of the beds.
- 5 \_\_\_\_\_ is on the nightstand.

## Practice 10

Look at the picture in *Practice 9*. Fill in the blanks with the prepositions from the box *Prepositions of Place*.

- 1 The flowers are \_\_\_\_\_ the dresser.
- 2 The rug is \_\_\_\_\_ the room.
- 3 The desk is \_\_\_\_\_ the beds.
- 4 The shoes are \_\_\_\_\_ the bed.
- 5 The backpack is \_\_\_\_\_ of the closet.

## IV EDITING YOUR WRITING

### A Focus on mechanics

#### USING THE ARTICLES A AND AN

*A* and *an* mean *one*. *A* or *an* often goes before singular nouns. Don't use *a* or *an* before plural nouns.

- *A* goes before words that start with consonants or consonant sounds.

b c d f g h j k l m n p q r s t v w x y z

There's **a** couch in my living room.

I live in **a** small apartment.

The laundry room has **a** useful sink.

- *An* goes before words that start with vowels or vowel sounds.

a e i o u

I live in **an** apartment.

Ken lives in **an** old house.

Seil lives **an** hour away from work.

### Practice 12

Read about Raul's apartment. Find eight more mistakes with *a* and *an*. Cross out each mistake and write the correction above it.

<sup>1</sup>Raul lives in <sup>*an*</sup> ~~a~~ apartment building in an noisy neighborhood. <sup>2</sup>It isn't in an very good location. <sup>3</sup>It's a hour away from school. <sup>4</sup>It's also a old building. <sup>5</sup>The apartment is small, but it has a large windows in the living room. <sup>6</sup>Raul also has an nice kitchen. <sup>7</sup>The kitchen has a long counters and a electric stove.

## B Check for common mistakes

### CONFUSING THERE IS AND THERE ARE

Many students confuse *there is* and *there are*. Remember that the first noun that follows *there is* and *there are* tells you which form of *be* to use.

Look at these corrected mistakes.

*There's*  
~~There are~~ a bathroom and a kitchen.

*There are*  
~~There's~~ three chairs in the living room.

### Practice 13

Read about someone's dream home. Find five more mistakes. Cross out each mistake and write the correction above it.

<sup>1</sup>My dream home is a small house in the country. <sup>2</sup>There <sup>is</sup> ~~are~~ a living room and a dining room. <sup>3</sup>There's also two bedrooms. <sup>4</sup>In the living room, there are a couch and two chairs. <sup>5</sup>Opposite the couch, there are a fireplace and a bookshelf. <sup>6</sup>There's two beds and a dresser in one bedroom. <sup>7</sup>There is a desk and a big chair in the other bedroom. <sup>8</sup>There are also a sunny kitchen and a big bathroom.